

FED. ROAD DIST. NO.	STATE	JOB PIECE NO.	FISCAL YEAR	SHEET NO.	TOTAL SHEETS
6	OKLA.				

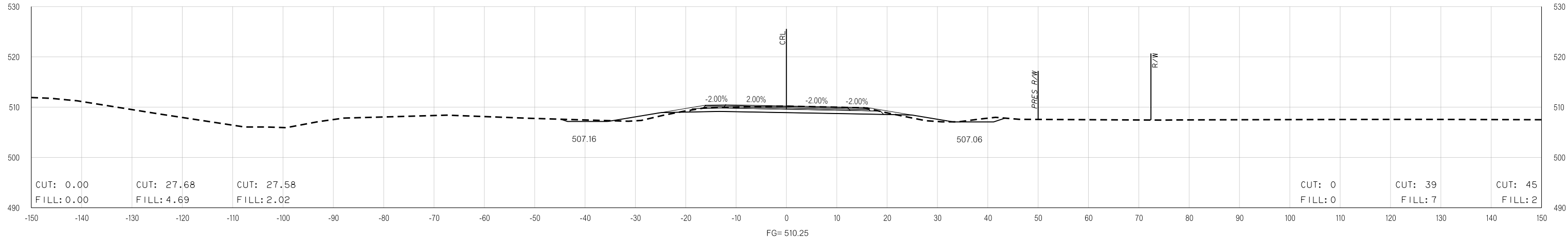
DESCRIPTION	REVISIONS	DATE

END AREAS (SF)

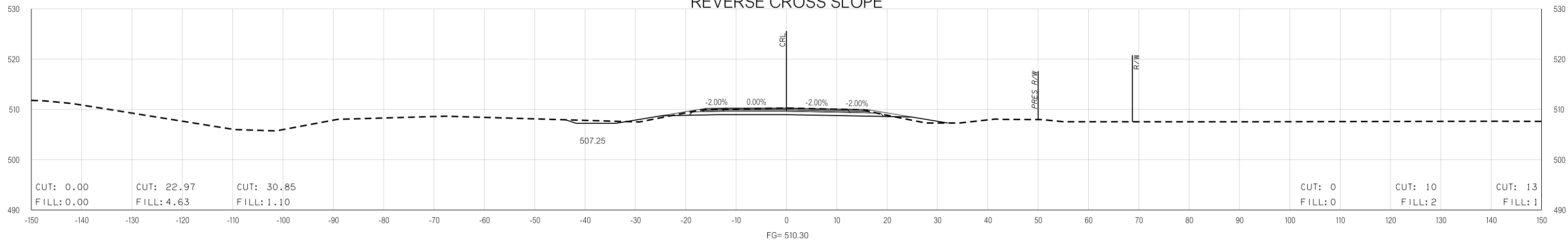
PHASE 1 PHASE 5 PHASE 6

VOLUMES (CY)

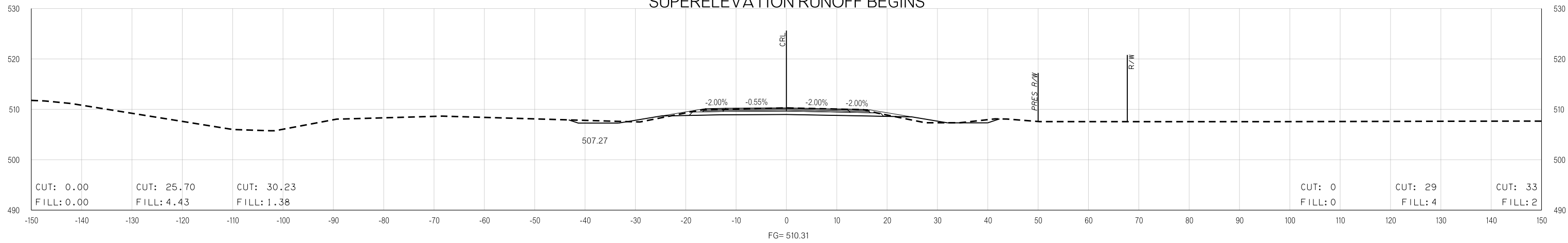
PHASE 1 PHASE 5 PHASE 6



987+52.96  
REVERSE CROSS SLOPE



987+11.38  
SUPERELEVATION RUNOFF BEGINS



987+00.00

FRONTAGE ROAD REALIGNMENT

Y:\S:\Water Branch\2795604\Plan Sheets\Cross Sections.dgn 07-18-16